

THE NRA ANNUAL MEETINGS: GUNS, PRODUCTS, CONCERTS, AND MORE

GUNUP

THE MAGAZINE

FIRST DAY ON THE RANGE:
TAKING A SHOOTER OUT
FOR THE **FIRST TIME**



↓
RELOADING PRODUCTS TO
SIMPLIFY YOUR LIFE

THE HK P30SK

A **FIRST LOOK** AT HK'S NEW SUBCOMPACT 9MM



THE LASER
SHOWS EXACTLY
WHERE I
DRAW THE LINE.

Crimson  Trace®

www.crimsontrace.com

Undeniable truth: Adrenaline can cloud years of shooting experience. So ask yourself—really ask yourself—in the seconds between ready to fight and actively engaged, have you done everything in your power to defend what's yours? This is Condition Crimson.

AND IN CONDITION CRIMSON™, WE STAND.

Being prepared means making Laser Sights standard equipment on your personal protection firearm. Contact Crimson Trace at 1-800-442-2406 or crimsontrace.com for your FREE catalog and training DVD.



THE BEAM SAYS
THERE'S NO VICTIM
AT THIS ADDRESS.

Crimson ^{CTC} Trace®

www.crimsontrace.com

When danger lands on your doorstep, the laser sends a clear message: You refuse to become a statistic. With your handgun and the training to back it up, it's the most common-sense path to protection in a time of crisis—no matter how dire. This is Condition Crimson.
AND IN CONDITION CRIMSON™, WE STAND.

Being prepared means making Laser Sights standard equipment on your personal protection firearm. Contact Crimson Trace at 1-800-442-2406 or crimsontrace.com for your FREE catalog and training DVD.

CONTENTS



14 // FIRST LOOK: HECKLER & KOCH P30SK



FEATURES

8 THE GUNS OF *FURY*

Fury is the most detailed, authentic, and intimate look at our most common tank of WWII -- and the crews that fought in them -- that we've ever seen. From the guns used to the M4A2E8 tank, Entertainment Correspondent **Peter Barrett** gives us the rundown on the 2014 blockbuster.

14 FIRST LOOK:
THE HK P30SK

Legendary manufacturer Heckler & Koch recently released a subcompact 9mm based off of their popular P30. The new HK P30SK takes the ergonomics of the P30 and sizes them down to the popular compact double-stack 9mm configuration.

18 NEW AND UNIQUE GUNS FROM
THE NRA ANNUAL MEETINGS

The recent NRA Annual Meetings, held in Nashville Tenn., boasted nine acres of guns and gear. As we surfed the show floor, we found some new (and already existing) firearms that are sure to catch the interest of a wide variety of shooting enthusiasts.

ISSUE 25 | MAY 2015

TRAVEL

24
NRA ANNUAL MEETINGS:
PHOTO TOUR

IMPROVE YOUR GAME

30
EACH ONE, TEACH ONE
HOW TO TAKE A NEW SHOOTER
TO THE RANGE

THE GREATEST GEAR

36
MAKE LIFE BETTER.
RELOAD.



GO DIGITAL

Look for *GunUp the Magazine* in the iTunes store, in the Google Play store for Android devices, and on Amazon for the Kindle Fire.

Gaston®

Hunt for
Quality



www.gastonglockstyle.com

GASTON J. GLOCK style LP

300 Lake Ridge Drive • Mailbox 1 • SMYRNA, GA 30082

FROM THE EDITOR

This year's NRA Annual Meetings were an absolute success. Having them in Nashville meant not only that there were nine acres of guns and gear, but country music singers dotted the show floor, singing and talking, and it also meant the historic night life of the meetings was as enjoyable as ever, as NRA members and industry professionals visited country bars, the Grand Ol' Opry, and had the opportunity to see Alan Jackson live.

Up next for us is the Bianchi Cup, one of my favorite matches of the year. I have plans to train in the weeks leading up to the match, and couldn't be more excited to see friends and industry peers at what I believe to be the best structured Championship match of the year.

Earlier this month Bianchi Cup's match director, Tom Hughes, announced that he will no longer be running the Cup. For longtime attendees and Bianchi fans, this is sad to see. Tom Hughes has been the backbone of the Bianchi Cup for many years, and has built the match we all know and love today.

While rumors suggest there may be some serious restructuring going on inside of NRA's competition division, without any kind of hard evidence it's difficult as a journalist to postulate on what's really going on and what's going to happen moving forward. Hopefully the matches we know and love will continue on as they have, but it may be an interesting couple years for those of us who shoot NRA matches of any kind.

While the rumor mill churns, it's important for those of us who care about NRA-affiliated sports and matches to make sure that our opinions are heard. Get out, go shoot, and make sure you let the people in charge of matches know exactly how you feel about them. We have the power to make or break our shooting sports, let's make sure we're doing what we can to keep them running.



Shelley Rae, Managing Editor
shelley@medialodge.com

CEO, Jeff Siegal
Publisher, Dan Hall
Managing Editor, Shelley Rae
Contributing Editor, Rob Reed
Creative Director, Steve Ruml

TO ADVERTISE

For advertisement information or rates please contact:

Christen Everly, Director of Sales
christen@medialodge.com
952-847-4437

Lee Sarles, Director of Sales
lee@medialodge.com
952-847-4438

FOR REVIEWS OR PRODUCT PLACEMENT

For information on reviews or product placement, contact Shelley Rae at shelley@medialodge.com.

GunUp the Magazine is published monthly by GunUp Publishing, LLC, a subsidiary of GunUp, Inc. Copyright 2015, GunUp Publishing, LLC. All rights reserved. Reproduction or transmission in whole or in part by any means without written permission is prohibited. Opinions expressed in *GunUp the Magazine* are not necessarily those of the publisher. *GunUp the Magazine*, GunUp Publishing LLC, GunUp Inc, its affiliates, employees, contributors, writers, editors, and publisher accept no responsibility for inaccuracies, errors or omissions in the information and/or advertisements contained herein. The publisher assumes no responsibility for the claims made by advertisers or the merits of products or services advertised in *GunUp the Magazine*. The publisher makes no representations or warranties of any kind, expressed or implied, as to the information, services, contents, trademarks, patents, materials or products included in the magazine. All images reproduced in *GunUp the Magazine* have been accepted by the publisher on the condition that such images are reproduced with the knowledge and prior consent of the photographers and/or other creator of the subject. As such, the publisher is not responsible for any infringement of the copyright otherwise arising from any publication in *GunUp the Magazine*. Printed in the USA. ADDRESS SUBSCRIPTION REQUESTS AND CORRESPONDENCE TO GunUp the Magazine, 230 S Phillips Ave Ste. 307, Sioux Falls, SD 57104. Email: publishing@gunup.com or telephone 206-445-7051.

CONTRIBUTORS



SHOOTING LIFESTYLE
CORRESPONDENT

ANETTE WACHTER
www.30calgal.com

Anette Wachter, aka 30CalGal, picked up long range shooting in 2009 and within two years was invited to try out with the US Rifle Team. In 2011 Anette won the BC Rifle Championship and took three National records. In 2012 her US Team Hayes took the Silver Medal at US Nationals and then went on to South Africa and came home with several US Team Medals. You can follow her competitions at www.30calgal.com.



CONTRIBUTING
EDITOR

ROB REED
www.examiner.com/firearms-in-detroit/rob-reed

Rob Reed is a NRA Training Counselor in the Detroit area. He writes as the Michigan Firearms Examiner and Detroit Gun Rights Examiner at www.examiner.com.



ENTERTAINMENT
CORRESPONDENT

PETER BARRETT
www.papadeltabravo.com

Peter Barrett has been a street sweep, a dishwasher, an underpaid computer geek, and he even owned a video game store, but he has always been a shooter. Active in USPSA, IDPA, multigun and also a collector of curios and relics, he has yet to find a shooting discipline that wasn't interesting to him. He lives in central North Carolina with his wife, two children, an elderly retriever and an uppity cat.



MEDIA LODGE

GunUp is proud to announce that we have been acquired by Media Lodge. This partnership will allow us to bring even more dynamic, interesting, and informative content to our dedicated readers. For more information please visit www.medialodge.com.

GUNUP
THE MAGAZINE



GUN SAFETY | FOUR BASIC RULES

- ① TREAT ALL GUNS AS IF THEY ARE LOADED.
- ② KEEP YOUR FINGER OFF THE TRIGGER UNTIL YOUR SIGHTS ON THE TARGET.
- ③ NEVER POINT A GUN AT ANYTHING YOU'RE NOT WILLING TO SHOOT.
- ④ ALWAYS BE AWARE OF YOUR TARGET AND WHAT IS BEYOND IT.



WE BELIEVE IN **SAFETY** FIRST.

GUNUP
THE MAGAZINE

THE GUNS OF

FURY

BY PETER BARRETT
www.papadeltabravo.com

I'm sure we've all had the pleasure of knowing a guy like Scott. For reasons unknown, Scott was not satisfied with the virtues of the nation of his birth and instead chose another favorite "home" country to champion: Germany. Scott insists on driving the same BMW E30 325i (complete with faux European front number plate and never-used Thule ski-rack) that's been in a constant state of falling apart since you met. Scott also turns up his nose at the beer in your fridge and insists on bringing his own six of Warsteiner to parties. Not only does Scott carry an H&K, but he's got a framed print of the "Rainbow Six" USP promo shot in his living room and had his own custom hunting rifle built from a K98 Mauser instead of going down to the store and buying a Remington 700 off the shelf like normal people do. Scott has all the Waffenfabrik armory codes memorized and knows just a little too much about the German military of the 1940s.

And if you were unwise enough go with Scott to see David Ayer's Second World War tank epic *Fury* (2014), then you probably got your ear chewed off about the shortcomings of our standard battle tank of the war, the M4 Sherman, especially compared to the mighty steel war machines of the 3rd Reich. Well, I'm here to tell you that Scott is wrong, and that the M4 Sherman was not only not a bad tank, but was a superb tank, and perhaps the best armored fighting vehicle of the entire war.

We'll give Scott an education in tanks, but first, let's have a look at the individual weapons of *Fury*.

**FURY** (2014)

April, 1945. As the Allies make their final push in the European Theatre, a battle-hardened Army sergeant named Wardaddy commands a Sherman tank and his five-man crew on a deadly mission behind enemy lines. Outnumbered, out-gunned, and with a rookie soldier thrust into their platoon, Wardaddy and his men face overwhelming odds in their heroic attempts to strike at the heart of Nazi Germany.

Fury is the most detailed, authentic and intimate look at our most common tank of WWII -- and the crews that fought in it -- that we've ever seen. Ayer delivers a thrilling, expertly shot and directed, yet unflinchingly harsh look at armored combat in the closing stages of the war, a film that forces us to examine the morality and methods of what we ask our citizen soldiers to turn into when we send them to impose our nation's will on other states. The performances are uniformly excellent, but the movie does earn its R rating with gory and shocking violence.

"FURY IS THE MOST DETAILED, AUTHENTIC AND INTIMATE LOOK AT OUR MOST COMMON TANK OF WWII AND THE CREWS THAT FOUGHT IN IT – THAT WE'VE EVER SEEN."

Most of the usual Western Front arsenal is on display here: M1 Garands, Browning Automatic Rifles and K98 Mausers in the hands of infantry and crew-served machine guns like the MG42, MG34, and M1919 (with superb tracer visual effects), but special emphasis is paid to submachine guns and other personal defense weapons. While a lot of the movie is skillfully shot within the claustrophobic confines of the tank, the crew of *Fury* frequently needs to take care of business outside her steel hull. And much like real 1940s tank crews they're all packing short, handy guns that emphasize close-up hitting power over long-range accuracy.

Replacement bow gunner and assistant driver Norman Ellison (Logan Lerman) is handed an M3A1 .45 ACP "Grease Gun" by Grady "Coon-Ass" Travis (Jon Bernthal) and given a short familiarization: "See that cover? Open it and now you killin'. Close it up, now you ain't.", effectively explaining the M3A1's dual-purpose dust cover and safety selector. The M3A1 was summoned into production as Thompson was unable to produce enough M1A1s to satisfy the U.S. Army's appetite for submachine guns for its rear area personnel, vehicle crews and special operations. A simplified stamped-steel design, the M3A1 lacked the panache of the Thompson, but



An M3 submachine gun in use in Brittany, France, August 1944.

was a handier package and eventually outlasted the Thompson in inventory with the last "Grease Guns" seeing service in the 1991 Gulf War years after the last Thompsons had been cut into scrap and parts kits.

Driver Trini "Gordo" Garcia (Michael Peña) also favors the M3A1, but the other two crewmembers, gunner Boyd "Bible" Swan (Shia LaBeouf) and loader "Coon-Ass" are Thompson men. A more elegant and traditional wood and machined steel design, the Thompson was heavier and bulkier than most competing subguns, but made up for it with a faster but still controllable 725 rpm rate of fire and a reputation for reliability. A

nice touch how the movies audio work contrasts the slower 450 rpm cadence of the M3A1 with the faster roar of the Thompson. Although the M3A1 was a simpler design than the Thompson, production difficulties and constant refining and streamlining of Thompson production meant that the M3A1 never overtook the Thompson in numbers, with around 1.5 million M1A1s in service by the end of hostilities.

Tank commander Don "Wardaddy" Collier (Brad Pitt) uses a captured German Sturmgewehr ("assault rifle") 44 when not riding in *Fury*. A groundbreaking development in small arms, the StG44 influenced all military rifles that came after it.



Chambered in a new short 8mm cartridge that split the difference between a short pistol round and a full power rifle cartridge, the StG44 offered the capacity and fully automatic fire of a submachine gun with superior power and range, and much lighter recoil than a full rifle.

The StG44 pioneered other features now familiar on combat rifles, including an optional optics rail, combination fire select and safety lever and comfortable pistol grip. Echoes of the StG44 continue to be seen in all common military rifles to this day.

But the real star of the movie is of course the superbly preserved M4A2E8 Sherman on loan from the Bovington Tank Museum in England. As you

may infer from the long model designation, *Fury* represents the peak of Sherman evolution and was a significantly different creature from the machine that debuted in the Tunisian desert in 1943. Rushed into production and service, early Shermans suffered from brittle armor as the massive steel castings weren't given the time (months!) to cool properly, and the initial engine used was underpowered for the application. The definitive Shermans rolled into action with an upgraded engine and a 76mm main gun powerful enough to require a muzzle brake, both of which were the product of hard experience gained in battle.

Here's where Scott would chime in by pointing

out the old saw that it took five or six Shermans to beat a single German tank. This is irrelevant nonsense as despite the tense penultimate tank battle in the movie, tanks never fight each other one to one, as if they were mounted knights jousting each other in a tournament. In doctrine and practice, armored fighting vehicles are merely one piece of the puzzle, supporting and supported by their infantry, artillery, and air power. More than a few German veterans bitterly complained about the speed, accuracy, and overwhelming volume of American artillery support, especially after the radar fused "VT" shell was allowed to be unleashed.

"But the Germans still had better tanks!" Scott insists. Not so fast! It's easy to read off a list of dimensions, capacities, speeds, and other measurements in column A and compare them to that of another tank in column B. What that doesn't capture is how the machines actually performed in service, and numerous critical features and faults are totally unmentioned. To say that the Sherman was an adequate tank that triumphed only because it was available in superior numbers is to miss the point entirely. While early Shermans indeed began the Western European campaign trading with German armor at a ratio of 5:1 (which is about what one would expect considering the traditional 3:1 advantage generally given to the defenders in battle), by the end of the war that ratio had improved to 1:1.5.

Not captured in the picture book statistics are several huge advantages the Sherman had over its Nazi counterparts. While the early gasoline engine was poor by American standards, it was mind-blowingly rugged and dependable compared to its German contemporaries. An M4 driv-



StG44





An M4A2E8

en off the boat in France could cruise itself all the way to the Rhine only stopping for fuel and still be fresh for battle. And when the Sherman did require maintenance, not only was it significantly simpler and involved fewer parts than Panzers, but parts were standardized to such a degree that hand fitting was not required, everything just dropped into place. American tank mechanics also benefited from a lack of variants, only a dozen different versions of the Sherman shipped to Western Europe. By comparison the German pursuit of minuscule improvements gave them a hundred varieties to try and stock parts for. Having the right parts on hand for any given tank was a nightmare, and German tanks spent far more time down for maintenance and repair than Allied armor.

This is reflected in the movie early on as the crew repairs significant battle damage and is able to return *Fury* to action in mere hours. Another Sherman advantage we get to witness that isn't commonly discussed is how the interior design and layout benefits the crew. Long before "human factors" was an engineering buzzword, the Sher-

man got it right -- mostly by accident -- and especially in comparison to other armor. A Sherman crew could efficiently spot, shoot, drive, communicate and not just with each other, but with

supporting infantry, other tanks, and artillery and air support. Considerable resources were spent equipping every Sherman with a superb radio and communications suite that enabled swift and smooth coordination. Having more tanks available is only half the equation. Having a tank where you needed one at all times was the other half, and the Sherman's superior reliability, speed, mobility, communications, and endurance made it possible.

The other, bigger, half of Scott's folly is not understanding that armor -- like aircraft and small arms -- is part of a system and one-to-one comparisons are meaningless without understanding the doctrine and practice governing their use in the larger context of battle. Not only was the Sherman an excellent tank overall, it was a *superb* tank for the way the U.S. Army chose to fight. A slower, ponderous, range limited slugger like the competing M26 Pershing, while by the numbers unequivocally a superior machine, was unsuited to the kind of fast, flexible, reactive cavalry exploitation campaign that conquered Western Europe.

But perhaps the ultimate compliment to the Sherman was paid in the 1950s when the fledgling Israeli Defense Forces, desperate for tanks and frustrated by arms embargoes and limited finances, chose to rebuild and refit surplus Shermans with a French 75mm high velocity gun and an upgraded power plant. The M50 "Super Sherman" went on to considerable combat success, defeating newer Soviet T-55s and T-62s. The Sherman was further upgraded in the 1960s with a 105mm gun and continued to serve in peacetime and battle until finally retired in the 1980s.

So there, Scott. ☯



Sherman M50

STRENGTH



PPQ®

PROTECT YOURSELF

- Smooth 5.6 pound trigger with short reset for quick, responsive shots
- Button rifled, precision barrel delivers the greatest accuracy
- Unique Hi-Grip™ surface creates unparalleled retention in your hand



WALTHERARMS.COM



BUILT IN GERMANY





The subcompact model of the renowned P30 handgun, P30SK (SubKompact) series has all of the sought-after characteristics of the larger frame P30 and P30L pistols but in a more concealable design.

///FIRST LOOK: HECKLER & KOCH P30SK



THE HK P30 was first introduced in 2006, almost a decade ago. In the time since its introduction, Heckler & Koch’s double action/single action polymer-framed pistol has developed quite the cult following, and maintains a reputation for reliability to this day. The new subcompact version of the gun, the P30SK, was introduced just before this year’s NRA Annual Meetings with surprisingly little fanfare, and while there’s no doubt that those who are already fans of the P30 platform will be excited by a smaller, more concealable option, there’s an interesting question about where the P30SK

will fit into the subcompact market as a whole. Like the regular P30, the P30SK is available in two different triggers, both the Law Enforcement Model (LEM) double action trigger, and a double action/single action (DA/SA) trigger. The LEM trigger has been lightened for the P30SK, and will have a trigger pull around 5.4 pounds. The DA/SA trigger uses a rear decocking button and is available with or without dual ambidextrous manual safeties. All models are available with or without night sights. A small picatinny rail allows users to mount lights or lasers as desired.

	HK P30 SK	GLOCK 26	Springfield XDM
Caliber	9mm	9mm	9mm
Capacity	10+1	10+1	13+1
Barrel Length	3.27”	3.42”	3.8”
Overall Length	6.42”	6.49”	6.75”
Height	4.57”	4.17”	4.75”
Width	1.37”	1.18”	1.18”
Weight (unloaded)	23.99 oz.	21.71 oz.	28 oz.
MSRP	\$719 - \$819	\$520 - \$620 (appx)	\$500 - \$570 (appx)

H&K P30SK | WE LIKE

We’ve long been a fan of the HK P30, the testing that we and other users have done throughout the years have shown that HK has made a reliable product. HK’s website boasts a three-year development process with extensive testing for the P30SK, so even without having shot it we’re feeling confident that it’s going to be a great product. Where the P30 shines is in its ergonomics. They are comfortable to hold and comfortable to shoot, and the P30SK, while smaller, retains the same curvy ergonomics that make the P30 a favorite of many. Having multiple options for the trigger and safety setups will also go a long way to making the P30SK appealing to a variety of shooters. Size-wise, the P30SK fits in perfectly with its subcompact double-stack counterparts, its overall length and width within two-tenths of an inch of the incredibly popular GLOCK 26. It is the combination of this ideal sizing, choice in triggers, and incredible ergonomics that make the P30SK a potentially powerful competitor in the subcompact 9mm arena.



H&K P30SK | WE DON'T LIKE

There is a risk that the P30SK will suffer the same way the P30 did for a long time. Accessories availability is important for carry guns, from lasers to holsters to sights, different people need different options to customize their carry gun to their lifestyle, especially with these smaller guns. If the P30SK is unable to gain traction in the accessories market it's going to suffer as a carry option.

The only other problem we can foresee with the P30SK is the price. HK has long been associated with quality, and there is a certain element of "paying for the name" much like one would with a Mercedes or BMW. If HK's past successes are any evidence, this will be the kind of gun that if someone wants it, they'll buy it, and price won't matter all that much. However, it is higher than its competitors by a couple hundred dollars, which will turn some buyers off of it.



H&K P30SK | THE VERDICT

It's hard to say how the P30SK will be received in the long run, but it looks like HK has created a high quality, ergonomic, subcompact version of the P30 that should be competitive in certain circles with the likes of the incredibly popular GLOCK 26. Undoubtedly, the P30's loyal following will be excited about this new gun, and some shooters who are looking for more ergonomic alternatives to the GLOCK 26, the XDM 3.8, and the M&P Compact will be happy to find this subcompact P30. 🎯



Join the Fight...

Join NRA!

Become a member and receive these great benefits:

- ★ 24/7 defense of your firearm freedoms
- ★ Choice of an award-winning magazine
- ★ \$2,500 in ArmsCare® firearms insurance
- ★ \$5,000 Life & Accidental Insurance
(\$10,000 for Life Members)



Receive a free “NRA Bullet Pen”
crafted from back-to-back .308 cartridge casings

SAVE \$10 ON ANNUAL MEMBERSHIP!

Join at www.nra.org/gunup
or call 1-800-672-0004

NRA
SHOW2015
NASHVILLE, TN

WHAT'S NEW

FROM THE **NRA ANNUAL MEETINGS** SHOW FLOOR.



REMINGTON RM380

Caliber: .380 ACP

Capacity: 6+1

Barrel Length: 2.9"

Length: 5.27"

Height: 3.86"

Weight: 12.1 oz.

Trigger Pull: 7.9 lbs.

Price: \$417



REMINGTON RM380

Remington has entered the micro pistol game with the RM380. Perhaps due to recalls of their R51 pistols, Remington had the pistols tested over a two day period by a group of writers at GunSite in Paulden, Ariz. prior to their release at the 2015 NRA Annual Meetings.

Comparable in size and trigger pull to the Ruger LCP, one of the features that sets the RM380 apart is the grip angle, which is the same as that on a 1911, making it an appealing pocket-carry option for 1911 shooters.

Unlike the primarily polymer LCP, the RM380 frame is made from aluminum, adding a little bit of weight and possibly more controllability to the small pistol. The handgun, which has no external safety but rather relies on its heavy trigger pull, also includes a fully-functioning slide stop level and a magazine release button that is located flush to the frame so it will not be accidentally engaged.

Holsters are already available for the RM380, and Crimson Trace is in the process of developing a laser for it.



THE M249 SAW SEMI-AUTOMATIC | EXPECTED RELEASE DATE: FALL 2015

There was a lot of talk about FNH USA at this year's NRA Annual Meetings, and for good reason. They announced that they will be releasing semi-automatic versions of all their military firearms, including the M249 belt-fed machine gun.

Check out the press release, originally published on April 9, 2015:

FNH USA OFFERS NEW PRODUCT SNEAK PEEK AT 2015 NRA ANNUAL MEETINGS

McLean, VA – FNH USA is excited to announce that three new products, including a brand-new product line, will be making their first appearance on the FNH USA Booth #2324 at the 2015 NRA Annual Meetings in Nashville, TN. Expected to be released in the Fall of 2015 are the mil-spec FN M249S™, a semi-automatic version of the U.S. Military's M249 SAW light machine gun and two new additions to the company's modern sporting rifle line, the FN 15™ M4 and M16 Military Collector Series.

"FNH USA has a unique history of com-

mercializing and releasing to U.S. firearms buyers products that were originally developed for military or tactical applications," said Mark Cherpes, President and CEO of FN America, LLC. "We are proud to continue that tradition with the introduction of the FN 15™ Military Collector Series and the semi-auto FN M249S™."

FN M249S™

The FN M249S, a semi-automatic version of the M249 SAW light machine gun, was originally developed by FN Herstal as the FN MINIMI® and adopted by the U.S. Military in 1988. The rifle features the signature 20.5-inch FN cold hammer-forged, chrome-lined barrel and operates from a closed bolt position. Chambered in 5.56x45mm NATO, the rifle will accept both magazine and linked ammunition belt and offers a 4.5-6.5 pound trigger pull out-of-the-box.

FN 15™ MILITARY COLLECTOR SERIES

The FN 15™ Military Collector's Series M4

and M16 bring to market military replica rifles made to FN's exacting specifications. The semi-automatic rifles are chambered in 5.56x45mm NATO and feature M4 -profile 16 and 20-inch 1:7" RH, button broached and chrome-lined barrels, respectively. Each UID-labeled lower receiver is equipped with an ambidextrous selector switch, just like its select-fire big brother.



NRA
SHOW2015
NASHVILLE, TNFOR MORE ON THE
HK P30SK GO TO PAGE 14.**HK P30 SK****Caliber:** 9mm**Capacity:** 10+1**Barrel Length:** 3.27"**Length:** 6.42"**Height:** 4.57"**Width:** 1.37"**Weight:** 23.99 oz.**THE HK P30 SK**

EXPECTED RELEASE DATE: JUNE 2015

The HK P30 has long been a favorite for those shopping for a high end, reliable handgun. At the 2015 NRA Annual Meetings HK introduced their new P30SK, a subcompact version of the popular firearm.

Check out the press release, originally published on April 10, 2015:

NEW P30SK SUBCOMPACT JOINS THE HK P30 LINE

Columbus, GA – Heckler & Koch adds a new subcompact pistol, the P30SK, to its renowned P30 series line. Retail priced at \$719, the new P30SK is one of the smallest HK handguns made and is ideally suited as a concealed carry pistol. With an overall length of less than six-and-a-half inches, the P30SK is small enough for discreet, everyday carry but still packs a substantial 11 rounds of full power 9 mm cartridges in an easy to shoot, ergonomic design.

"Shooters love HK P30 series pistols. They are packed with features like incredible durability, superb accuracy, and the only grip in the industry that can be customized to fit any shooter," said Michael Holley, HK-USA

Vice President for Commercial and Law Enforcement Sales. "With the P30SK you get those same features in a small, extremely handy package and at an amazing price."

The P30SK ("SubKompact") has all of the sought-after characteristics of the larger frame P30 and P30L pistols but in a more concealable design.

The completely adjustable P30 grip feature —consisting of interchangeable backstraps and lateral grip panels —is replicated in the shortened grip frame of the P30SK. Changeable backstraps and grip panels allow the pistol to be easily modified to fit any individual user.

Like its larger frame P30 counterparts, the P30SK is available in multiple trigger firing modes including HK's enhanced double action only "Law Enforcement Modification (LEM)." For the P30SK, the LEM trigger is configured with a "light strike V1" setup — requiring approximately 5.4 pounds-force to pull the trigger.

Other trigger modes include conventional double action/single action (DA/SA) with a

serrated decocking lever located on the rear of the frame. The DA/SA mode is available with and without dual ambidextrous manual safeties located on the left and right side of the frame. Other ambidextrous controls include dual slide and magazine release levers. Like all P30 pistols, the P30SK features an automatic hammer safety and firing pin safety.

An abbreviated Picatinny rail molded into the front of the frame enables weapon lights, laser aimers, or other accessories to be easily mounted. All P30SK models have been extensively tested during a three-year development process.

Despite their small size, P30SK subcompacts have excellent weight and balance making them naturally pointable, easy to control, and accurate to shoot. Currently available in 9 mm, the P30SK is designed and manufactured in Oberndorf, Germany and is covered by HK's limited lifetime warranty. Introduced at the 2015 NRA Exhibition in Nashville, widespread availability of the P30SK is slated for June 2015.



GUN GODDESS COLT COMPETITION CRP-18

Released at SHOT Show 2015, the Gun Goddess Colt Competition Rifle is Colt Competition's CRP-18, now available in eight different colors with the beautiful Gun Goddess filigree free-float handguard.

Features:

- Match-Grade, Air-Gaged, Polished 416 Stainless Steel Custom Barrel
- 6 Groove Button-Rifling
- 1 In 8" R.H. Twist Barrel Rifling Optimized For 50 Gr. To 77 Gr. Bullets
- Chamber Accepts Factory-Loaded S&W MI Spec .223 Ammo & NATO-Stamped 5.56x45mm Ammo
- Gas-Operated, Original Direct-Impingement System For Guaranteed Accuracy
- Colt Competition "Triple-Port" Muzzle Brake
- Magpul CTR 6-Position Adjustable Stock With Locking Adjustments

- Exclusive, Gungoddess 15" Float-Tube Filigree Handguard, Pre-Drilled & Tapped Full Length For Tac Rail On Top And Bottom
- One 2" Accessory Rail
- Magpul MOE Grip With Extended Backstrap
- Magpul Enlarged Trigger Guard
- Geissele Two-Stage Match Trigger (Super Semi-Automatic Enhanced) Model SSA-E. Breaks At ~3.5 Lbs.
- Colt Competition Patent Pending Low Profile Adjustable Gas Block – FINGER ADJUSTABLE Without Tools
- Colt Competition Charging Handle With Extended Tactical Latch
- Matched Bolt & Bolt Carrier, With H-Buffer Forged & Precision-Fitted Upper & Lower Receivers With Forging Mark
- 8 Available Colors (*colors below are approximate*)



GUN GODDESS COLT COMPETITION CRP-18

Caliber: .223 Remington

Operation: Direct Impingement

Overall Length (Collapsed): 35.35"

Overall Length (Extended): 38.25"

Barrel Length: 18" Custom-Fluted Mid-Weight

MSRP: \$1,995 (plus \$130 with color upgrade)

NRA
SHOW
X
2015
NASHVILLE, TN



GIRL'S GUIDE TO GUNS DEVIL DOG ARMS CLASSIC RIFLE PACKAGE

Caliber: .223 Remington
Operation: Direct Impingement
Overall Length (Collapsed): 36.75"
Overall Length (Extended): 38.25"
Barrel Length: 16" M4 Profile, Nitride Finish
MSRP: \$1,499


← GIRL'S GUIDE TO GUNS DEVIL DOG ARMS CLASSIC RIFLE PACKAGE

Designed specifically for the ladies of 3-Gun, this rifle was created by Natalie Foster of Girl's Guide to Guns with help of Devil Dogs Arms' Joe Lucania to be the ultimate in balanced precision with advanced performance features. Meant to be an entry level rifle, but packed with high end features and ready to rock out of the box, the Classic Rifle Package is not only a great looking rifle, but it highly practical for a variety of shooters and is available in nine colors.

Features:

- Caliber: .223 Rem / 5.56mm NATO
- Action: Semi-Automatic, Gas Impingement System
- Lower Receiver: Mil-Spec 3D Billet Machined 7075-T6
- Upper Receiver: Mil-Spec 3D Billet Machined, 7075-T6, M4A4 Type Flat Top, M4 Feed Ramp, Charging Handle
- Receiver Finish: Duracoat Girls Guide To Guns Signature Color
- Barrel: 16" M4 Profile, Nitride Finish
- Barrel Material: 4150 Chrome Moly Stress Relieved Steel
- Muzzle Device: DDA Tri-Comp Brake
- Rifling: 1:7" - Right Hand Twist

- Bolt: Magnetic Particle Inspected (MPI), Nib-X Coated
- Trigger: ALG Defense/Geissele Combat
- Stock: Magpul MOE 6-Position Telescoping Buttstock, Color Matched
- Pistol Grip: Magpul MOE+ Rubberized
- Forend: DDA HEX 13" Free Float Handguard, Color Matched
- Sights: Magpul MBUS Polymer Flip-Up Sight Set
- Capacity: 30+1 Rounds, Ships With 30-Round Polymer Magazines
- Accessories: Die-Cut Kevlar Hard Case, Otis Tactical Cleaning Kit, Operators Manual, DDA/ GG2G Owners Kit
- Weight: 6 Lb. 8 Oz. (Without Magazine, With Sights)
- Overall Length: 36 3/4" (33 3/8" Collapsed)
- Warranty: Limited Lifetime For Original Owner, But Transferrable With Registration
- Accuracy: Sub MOA At 100 Yards
- Extended Tactical Latch
- 9 Available Colors (colors below are approximate)



The Kimber Micro .380 ACP.

Light. Compact. Powerful.



The new Micro CDP™ (LG) and Micro Carry™ Stainless (right) .380 ACP pistols weigh just 13.4 ounces. A 2.75-inch barrel makes them easy to carry and conceal.



Micro pistols have a stainless steel barrel for superior resistance to moisture. Steel sights are mounted in dovetails machined into the slide for strength.



1911-inspired controls include a serrated thumb safety plus a checkered slide release lever and magazine release button for safe, positive and fast operation.



All Micro models feature a single action trigger with a smooth and consistent 7-pound pull that builds confidence and increases accuracy.

Micro .380 ACP pistols bring an unequaled level of safety, dependability and performance to concealed carry. Small and light, they blend Kimber® quality with superior 1911 ergonomics and simple operation. Mild .380 ACP recoil and a smooth single-action trigger pull make them a pleasure to shoot, even for those with small hands. Frames machined from the finest aluminum ensure several lifetimes of service. Each includes a 6-round magazine, and an extended 7-round magazine is available as an accessory. Four models cover any concealed carry application. Visit a Kimber Master Dealer and see for yourself.

Kimber®

WHAT ALL GUNS SHOULD BE

kimberamerica.com

(888) 243-4522



MADE IN AMERICA

Kimber offers nearly 200 purpose-built pistols and rifles to meet any need.

©2015, Kimber Mfg., Inc. All rights reserved. Information and specifications are for reference only and subject to change without notice.

NRA
SHOW2015
NASHVILLE, TN

Here is just a glimpse of the many things happening on this year's NRA Annual Meetings show floor.

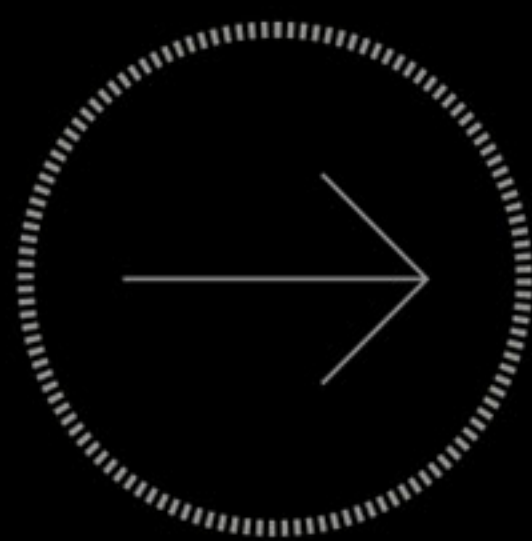


PHOTO TOUR


Mark Wills



Dave Sevigny


Throughout the show many booths provided concerts and entertainment for attendees. With the Annual Meetings located in Nashville this year, that meant a lot of country artists, such as "19 Something" singer Mark Wills.





► To kick off the Annual Meetings, GLOCK hosted a small event at their booth where they donated both cash and pistols to various NRA programs, including the NRA Whittington Center and NRA Law Enforcement. They also gave \$25,000 to the Scholastic Shooting Sports Foundation.


Larry Houck and Erik Lund



Around the show floor, pro shooters were signing autographs, doing demos, and talking to attendees and fans. It was a great opportunity to meet some of the best shooters in the world and get questions answered.



Max Michel



Trevor Baucom and Michelle Viscusi

// TRAVEL



Magpul 10/22 Stock



Troy PDW




From the popular new 10/22 stock from Magpul, to Lone Wolf's unique GLOCK uppers and Troy's integrated buffer system, there were plenty of interesting products on the show floor.




Lone Wolf Upper

// TRAVEL



▲ The 9th Annual Women's Leadership Forum and Auction was another success. Following the auction, one of the largest fundraisers at the Annual Meetings each year, Rascal Flatts performed.



The Gatlin Brothers

IT'S NOT PERFECT UNTIL YOU SAY SO.

IT ALL STARTS WITH LONE WOLF.



TIMBERWOLF

- ▶ Replacement frame for fullsize/compact Glock pistols.
- ▶ Precision crafted from quality materials.
- ▶ Rounded trigger guard and magazine catch.
- ▶ Improved checkering.
- ▶ Slimmest grip in the industry.
- ▶ Interchangeable backstraps, flat or swelled.
- ▶ Full-spec rail with additional accessory slots.
- ▶ Extended beavertail.



CONSUMER DIRECT, CONTACT US TODAY!

 **CHAT ONLINE**
LoneWolfDist.com

 **CALL US**
208.448.0600



AMERICAN RIFLEMAN ONLINE HAS THE
INSIDE SCOOP ON WHAT IT MEANS TO
BECOME AN NRA MENTOR.

NEW SHOOTERS

EACH ONE, TEACH ONE

HOW TO TAKE NEW SHOOTERS TO THE RANGE

BY ROB REED

EXAMINER.COM/FIREARMS-IN-DETROIT/ROB-REED

A

s a shooter there will likely be a time when someone asks, “Can you teach me to shoot?” If you aren’t used to working with new shooters you might not know the best way to introduce them to the sport. With that in mind here are some tips on how to provide newbies with a safe, fun, and educational range trip.

BEFORE THE TRIP

Once you’ve scheduled the trip let the new shooters know what to expect. Discuss how to dress for the range and why they should avoid low cut tops or open toed shoes. The “hot brass dance” is never amusing to the one getting burned and trying to clear trapped brass with a firearm in hand can be dangerous. Go over the standard safety rules ahead of time so they can process them in a calm, quiet, environment. You’ll reinforce the rules later at the range. I prefer the NRA’s “Three Rules of Gun Safety” but “Cooper’s Four Rules” also works.

THE NRA'S THREE RULES OF GUN SAFETY

1. Always keep the gun pointed in safe direction.
2. Keep your finger off the trigger until the gun is on target.
3. Keep the gun unloaded until ready to use.

BEFORE HITTING THE RANGE BE SURE TO BE SAFE.

It's not enough to recite the rules: You have to go over how they work in context by explaining what a "safe direction" is at the range, how keeping the finger off the trigger helps prevent accidental discharges, when the gun should be loaded or unloaded on the line, and why these rules still apply even to "unloaded" guns. You should also explain that "Cease Fire," means "Stop shooting NOW" and go over other range commands if you're using a supervised range. Explain the importance of eye and ear protection and enforce its use on the range. Remember that the students will model their behavior off the example you set, so make sure to follow the best safety practices yourself.

AT THE RANGE

How Many Shooters?

While shooting can be a fun social activity it's easy for a single mentor to be overwhelmed if



Photo courtesy of the NSSF, nssf.com.

there are too many new shooters. If you are teaching by yourself try to limit the trip to one or two newbies if possible. Even then, work with them one-on-one and have the person not shooting observe so they can be better prepared for their turn. If you have a friend helping

you should be able to handle additional new shooters if you split them between you. Pro tip: Whenever possible split up relationship paired couples among different mentors so each half of the couple focuses on what they are doing instead of trying to "help" the other half of the couple. Remember you are there for them, not to enjoy a day on the range yourself, so focus on giving them a good experience.

What to Teach?

A first-trip to the range isn't the same as a full NRA Basic Pistol class. Keep your instruction focused specifically on what they need to know to safely handle and shoot the firearm and hit the target. Leave the more technical stuff for later. Draw them a diagram of a sight picture and make sure they understand how the drawing corresponds to the front and rear sights on the firearm. Have them practice holding and dry firing the unloaded gun and take the opportunity to correct any problems with their grip or stance. Enforce the "trigger off the finger until the sights are on target" rule with dry-fire so they'll get in the habit. Avoid the use of the term "trigger squeeze" as it can cause new shooters to tighten their entire grip as they fire. Instead explain that their grip should be



Photo courtesy of the NSSF, nssf.com.

Photo courtesy of the NSSF, nssf.com.



firm and consistent the whole time and that the trigger should be pulled straight to the rear in a deliberate, smooth motion. Since you'll likely need to re-cock the firearm to reset the trigger during dry-fire, make sure they understand that once the gun is loaded it will automatically reload and re-cock itself when they shoot for real. (This is obviously not the case for manually operated firearms like bolt or lever action rifles).

What to Shoot?

The best firearm for new shooters is a .22LR, bar none. Whether it's a rifle or pistol, the low recoil and relatively quiet report of the rimfire make it ideal as a first time gun. If you don't have a .22LR available go for the lowest recoiling firearm you do have. For handguns, a full size gun firing standard pressure 9mm or .38 Special loads should be easy enough to manage. For rifles a pistol caliber carbine or a .223



Photo courtesy of the NSSF, nssf.com.



Photo courtesy of the NSSF, nssf.com.

AR are good choices. This goes double for ARs with adjustable stocks that can be resized for smaller statured shooters. For aerial shotgun shooting use loads appropriate for the sport. If you are shooting stationary targets with a shotgun use light loads or reduced recoil “tactical” loads. Whatever you do, avoid the temptation to have a laugh at someone’s expense by giving them “too much gun.” It’s not fair to the new shooter, can turn them off the sport, and is actually unsafe.

Make the Targets Fun

The best targets are those that react to the hits. Nothing is more fun for new shooters than watching their targets explode, fall down, or spin around. Plate racks or portable swinging or spinning targets are good choices. (Just make sure to keep to minimum safe distances when shooting steel.) You can also improvise with cans, plastic cups filled with water, clay birds set up down range, or anything else that is safe and doesn’t violate range rules. Even if you are limited to paper targets many ranges will still allow you tape small balloons to the targets or use the brightly colored Shoot ‘n C targets.

Working with Kids

The act of teaching kids to shoot has its own challenges and rewards. Some kids learn best from their parents while others pay better attention to unrelated adults. If nothing else, a parent should always be present whenever a child is shooting. Make sure the firearms are suitable for the physical size of the child. I prefer using bolt-action or lever-action rifles over semi-autos when working with kids so the shooter has to manually work the action to load the next round. Pay particular attention to their energy level as their attention and safety consciousness can start to slip as they get tired. While it’s important to stay positive with any new shooter, that goes double for kids. Start and end critiques with positive statements and focus on the fun.

Be a Mentor

Now that you’ve learned some tips on taking new shooters to the range there is no better time to do so than right now. The NRA launched a new NRA Mentor Program this month in an effort to get NRA members to promote the shooting sports by taking new shooters to the range. Whether you are a NRA member or not you can help grow our sport by mentoring a new shooter. 🌱



FIREARM INSPIRED AIR PISTOLS

Skilled shooters aren't just born that way — it takes discipline, dedicated repetition and a mountain of spent ammunition. With the extensive line of authentic Umarex Action Pistols, you can practice more, and in the convenience of your own property.* Umarex Action Pistols have the authentic shape, weight, and feel of their firearm counterparts, but use readily available, low cost ammunition —

Shoot 30 rounds for under \$1 dollar.

That means more trigger time, less money, and no hassle. See them in Action here:

www.ActionPistols.com/GunUp



UXTM UMAREX[®]
A I R G U N S

Walther, HK, Beretta, Colt, M&P and Smith & Wesson are all trademarks used under license. ©2015 Umarex USA, Inc. | *Subject to All State and Local Laws. | Always place your target on a safe backstop and place the backstop in a location that will be safe should it fail.

MAKE
LIFE
BETTER.

RELOAD

BY ANETTE WACHTER
www.30calgal.com

Bare shelves of ammunition. Price gouging. Two box limits per day. No loading components or supplies on the shelves. All of these situations seem to be a distant memory now. The trend of hoarding ammunition and components seems to have levelled off. I can now find plenty of stock on the shelves and the prices have come back down. This calls for a celebration. Or perhaps we should take advantage of this moment to plan ahead in case there is another panic inducing shortage of firearms and ammunition, which seems to be a more and more frequently occurring event.

The key words here are planning ahead and not panic hording. As a person who goes through thousands of rounds a year, I was really miffed when the people who barely shoot one box a year went out and bought up all of my supplies too. Oops, was that in my selfish, out loud voice? To counter this and for other reasons I choose to reload (the purists call it "hand-loading").

Reloading requires an initial investment. You need to consider if it is something you want or need to do. Is there a magic number of rounds to



go through before you take the plunge? Or perhaps you have that special cartridge you can't buy in a store? Or maybe you just want another hobby? Whether you want to stock up for the apocalypse, create custom cartridges, or have a love of mad science, reloading may be just the thing.

For me, competing in 3-Gun, Long Range High Power, and Precision Rifle, the answer is "Absolutely, I want and need to reload." My husband and I both compete and together we go through thousands of rounds. I don't think he realized that he had created a monster when introducing me to the shooting sports years ago.

It would be too expensive to buy all the ammo we need off of the shelf. Also, no one makes a load of .308 with Nosler 155-grain, Lapua brass, 46.5 grains of Varget, Fed 210M and with the overall length I require.

Reloading is a great hobby too. Acquiring the equipment, components, ballistics information, and developing loads is half the fun, and part of that is learning what equipment is worth splurging on.

Whether you are bulk loading one round at a time by hand on a single stage or using a Hornady or Dillon progressive press you want to make the process efficient, precise, and speedy. I say "speedy" because I personally like to get out and socialize once in a while rather be tied down for days in the loading room. Once you get over the initial price tag of investing in this hobby you will find the cost per round of ammo decreases greatly. Just think, you could get a "man (or woman) cave" out of it as well as the satisfaction of making your own ammunition and lots of it. I am not giving you a "how-to" manual of reloading. Instead I am sharing with you my favorite gadgets and equipment that make my ammo loading life better.

MEASURE TWICE SEAT ONCE

When I get a new barrel installed on one of my custom rifle builds I need to determine what the overall cartridge length should be before I do the final seating of the bullets. Whether you believe in seating bullets 10 to 40 thousands off the lands or tight up against it is up to you. An OAL Gauge and Modified Cases are made by Lock N Load to help establish a precise bullet seating depth. I then measure to the Ogive of the bullet and/or OAL with a dial caliper by Frankford Arsenal. These calipers also come in a digital format. I'll repeat the process at regular intervals over the life of the barrel.

"OFF THE LANDS"

How far the bullet sits from where the barrel rifling starts.



Hornady Lock N Load OAL Gauge from \$32.99, Modified Cases starting at \$5.19, and The Dial Caliper by Frankford Arsenal from \$31.29 at www.midwayusa.com.

TUMBLING – CORN OR WALNUT?

Clean and shiny brass looks great but cleaning your brass also serves a purpose. Clean brass will not mar the chamber of your gun nor dies as you resize. How shiny you want the brass is subjective, but buy the biggest tumbler you can. Go big or go home. I'd rather get hundreds of rounds cleaned at once.

We have used a Dillon tumbler for years and it runs and runs. Dillon's CV-2001 Vibratory Case Cleaner is the largest in the industry. Its 12.5 quart bowl capacity will allow you to polish up to 1,300 of .38/.357 or 550 .30-06 cases per hour. Not only is the capacity greater, but the motor has more horse power. This is no "hobby" machine. You have a choice of using corn cob or walnut as a cleaning medium. Conversations with shooting buddies about corn and walnut have been just as heated as the argument of bolt gun versus gas gun. We usually let price be the guide on this but overall we buy corn cob as walnut can be dusty. So there.




The Dillon CV-2001 Vibratory Case Cleaner is available from \$188.95 at www.dillonprecision.com.



The Giraud Powered Case Trimmer is available in many cartridge sizes, the trimmer starts at \$460.00 at www.giraudtool.com.

TRIMMING

There is an easier way to trim the necks of brass than with the hand crank. The cost difference is huge but your hands will thank you and it takes a quarter of the amount of time. The Giraud Powered Case Trimmer allows you to quickly trim, chamfer and de-burr cases at the same time. Another benefit of the Giraud over the hand crank system is that the trim length is measured off the shoulder. This trimmer is a must.





The RCBS Charge Master 1500 is available for \$334.99 at www.midwayusa.com.



PERFECT THROW EVERY TIME

When I first started reloading I trickled every grain of powder by hand with the RCBS 10-10 beam scale. It's a very accurate scale, but it took forever and my arms would get tired. Then the RCBS Charge Master 1500 came in to our lives. The CM is a digital scale that pours and trickles for you.

Some folks think the digital scales don't give consistent measures. We have done many tests re-measuring the weight with the beam scale and have never had any discrepancies. An issue we did have was that it would over throw too often and you would have to start over. Then a friend said to go to McDonalds and "borrow" some drinking straws. Cut about a 2-inch piece and fit it in to the dispensing tube. Don't ask me why but it works. I get one over throw every 10 times now instead of every third.

THE CADILLAC OF PRESSES

The Forster Co-Ax Reloading Press is in high demand. The Forster is not cheap, and because they are so sought after you will find that they are difficult to track down. Why the hub bub? The manufacturer will list off their reasons but here is my take on this lovely device. My husband and I have put more than 100,000 rounds through it and have never needed to replace any parts. It uses floating jaws instead of case holders. The benefit of this system is that the case will find its own center in the die. Which means we experience very little run out on our hand loaded cartridges. Forster also allows super easy die changes, and includes the positive spent primer catcher system, the dual floating guide rods, and effortless, and full-length sizing. This is a must-have piece of equipment. 🤖

**None of the products mentioned were given to the author. She bought them with hard earned money and truly loves the product. (Her husband, on the other hand, fervently wishes they had been given to her. This stuff gets expensive!)*



The Forster Co-Ax Press is available from \$463.30 at www.forsterproducts.com.



WHEN THEY SAY MIL SPEC THIS IS WHAT THEY'RE TALKING ABOUT.



The Colt story is legendary, beginning with Samuel Colt's revolutionary 1836 designs. For a century and a half, one thing that hasn't changed is the unwavering commitment to quality and dependability that can still be seen in every firearm we produce. But the most important stories belong to the men and women who have owned and relied on Colt through the decades. Make your story include a Colt.

COLT®



COLT.COM

800.962.COLT



FACEBOOK.COM/COLTFIREARMS



@COLTFIREARMS

THE ALL NEW
G43

CONFIDENCE
FITS EVERY LIFESTYLE.



9x19

slimline

6+1 capacity

single stack

© 2015 GLOCK, Inc.

CONFIDENCE. IT'S WHAT YOU CARRY.



The **GLOCK 43** is a new single stack subcompact slimline 9mm pistol designed to fit every lifestyle. As the most highly anticipated release in **GLOCK**'s history, the **G43** is the answer to your everyday concealed carry needs. The frame has a built-in beaver tail design along with an aggressive texture which allows the shooter to acquire a higher and tighter grip while the large magazine catch allows for easy removal of the single stack six round magazine. The **G43** is ultra-concealable, accurate and perfect for all shooters regardless of hand size. Backed by superior engineering, the **G43** is able to withstand the rigorous testing proven by the **GLOCK** family of pistols.



For more info and full specs visit WWW.SINGLESTACK9.COM/GUNUP